











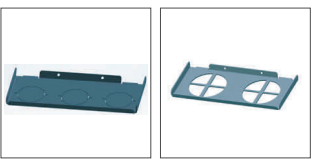





Die Storage and Accessories

Item number + Description	Usage: Machine/Accessories	Option
<p>TU & TU 4 Ecoline Work Bench capable of supporting up to 800 kg</p>  <p>TU TU 4 Ecoline</p>	<p>suitable for: universal</p>	 
<p>TU-QDS F Basic Basic with screws</p> 	<p>suitable for: Universal work bench TU TU-QDS FXL Shelf TU-QDS F Shelf TU-QDS F Shelf PB 280</p>	
<p>TU-QDS FXL Shelf Variable with screws</p> 	<p>suitable for: TU-QDS F Basic TU-QDS F 2391</p>	
<p>TU-QDS F Shelf Variable with screws</p> 	<p>suitable for: TU-QDS F Basic QDS-S.2 single row QDS-S-2 double row TU-QDS F 2391</p>	
<p>TU-QDS F 2391 3 pieces in set</p> 	<p>suitable for: TU-QDS FXL Shelf TU-QDS F Shelf</p>	
<p>TU-QDS F Shelf PB280 for PB 280</p> 	<p>suitable for: TU-QDS F Basic QDS-S.2 single row QDS-S-2 double row</p>	
<p>QDS-S.2 single row Basic Support</p> 	<p>suitable for: HM 220.3 HM 225.3 HM 222</p>	
<p>QDS-S-2 double row Basic Support</p> 	<p>suitable for: HM3xx.2 S6.3A+C S8.2/S8.3 S10.2/S10.3 HM245.4</p>	
<p>QDS 237.239S RAL5012 Basic Support with TU-QDS 239i</p> 	<p>suitable for: HM3xx ab Bj.2010, HM3xx.2 S6.3 S8.2/S8.3 S10.2/S10.3 HM 245.2/HM 245.3/HM 245.4</p>	

Item number + Description		Usage: Machine/Accessories
QDS 239 S Basic Support with TU-QDS 239i		suitable for: Machine SC 6, SH 10, SC 12, HM 2xx und HM 3 XX
QDS 280 B RAL 7021 For 9 Set PB 280		suitable for: PB 280
QDS 239 B RAL 7021 QDS 263 B-8-RAL 7021		suitable for: Type of dies PB 239 suitable for: Type of dies PB 263
QDS 239 R For 9 set PB 239		suitable for: Type of dies PB 239
QDS 239 T Wheeled support for 24 set PB 239		suitable for: PB 239
Oil-cooler Reduce heat, increase permanent tolerances.		suitable for: Production crimpers
QDS-HD For large industrial dies.		suitable for: PB 245 PB 554 PB 237
Wheelboard 2 WB 2 LxWxH (mm): 615x415x175 Weight: 3,5 kg Load Weight: 300 kg		suitable for: UMAT 2
Wheelboard 12 WB 12 LxWxH (mm): 1740x760x200 Weight: 110 kg Load Weight: 800 Kg Oil-tight		Mounting holes for the following machines: HM3xx, HM2xx, HM245 / HMC 1-30, SH/SC 6.x / SH 8.x / SH 10.x / SC 12.x HighLine Machines, EM115

Accessories and Options

Item number + Description		Usage: Machine/Accessories
OCS 10 retro Camera system – the alternative to the mirror, for a better sight line adjustment.		suitable for: HM 2XX, HM 3XX, 4XX und 6XX, HM 1200
TU-Rack 18-PB239 Workbench for miscellaneous machines includes die storage.		suitable for: Service Crimpers Type of dies PB 239
Mirror SHS & SHS Universal Allows the operator to watch the correct position of the part to be crimped behind the machine.		suitable for: all crimpers SC, SH, HM 2XX, HM 3XX
LUF Light for the rear side of the machine.		suitable for: all machines
TA To position the fitting inside the head and/or to activate the crimp cycle automatically.		suitable for: all machines, except SH2 and SH7
QDC 239.5 Dies quick change-tool for easy jaw change PB 239.		suitable for: all machines with type of dies PB 239
QDS 239		
QDS 263		
QDS 263.3		suitable for: PB 263.2
265.2 Turntable		suitable for: SH 7
PS Double foot pedal		suitable for: SC 6, SC 6 S, SC 6 Ecoline, SH 10, SH 10 xl, SC 12 i (not for Ecoline-Models)
Cable DC GK 205 Length 5 m		suitable for: HM 200, SC 3, SH 6, SH 6 S (only for DC versions)
PUM 0.8/3.2-700 BAR Cordless screwdriver drive 13 mm external hex min. 25 N/m		suitable for: SH 2
UMT-V		Inverted shelf with magnetic base for ULS printers, calipers, QDC

**Item number
+ Description**

**Usage:
Machine/Accessories**

PTS SYSTEM

Marking and crimping in one step according to DIN 20066, EN 853, EN 854, EN 856, EN 857.

PTS 52: character 4,0 x 2,0 mm/
marking depth ca. 0,3 - 0,5 mm

PTS 32: character 3,0 x 1,5 mm/
marking depth ca. 0,3 mm



Number of characters

P 200, 202, 204, 213, 261, 265
always 10 each

P 262 /263
Ø 14 - 32 = 17 each

P 239
Ø 14 - 24 = 12 each
Ø 26 - 50 = 17 each

P 239L or P239-xx-Øyy
Ø 14 - 22 = 14 each
Ø 24 - 40 = 15 each
Ø 44 - 50 = 10 each

P 232L
Ø 17 - 20 = 21 each
Ø 24 - 28 = 22 each
Ø 32 - 44 = 24 each
Ø 47 - 62 = 10 each
Ø 67 - 90 = 11 each

P 237L
Ø 54 - 67 = 24 each
Ø 71 - 121 = 11 each


P 266L
Ø 54 - 78 = 10 each

P 554-xxx-
Ø 57 - 103 = 24 each
Ø 106 - 121 = 12 each

Dies	Ø mm
261	14 - 47
263	14 - 32
265	54 - 71
266 L	54 - 78
239/239 L	14 - 50
232 L	14 - 90
237 L	54 - 121
554/246 L	on request

Angle scale

238.11 (HM 3xx) double side
239.21 (HM 220/HM 222)
2 side
255.14 (HM 225) 2 side
1280.5 (HM 230)
266.429.2 (SC 6)



suitable for:
HM 220, 222,
HM 225
HM 230
HM 3xx
SC 6

**UMAT 2 | UMAT
Mobile Working Stations**



Content not included in the scope of delivery.



Layout example

UMAT 2

L x W x H (mm): 605 x 520 x 660
Weight (kg): 70
Empty weight (kg): 28
2x Storage box: LB 400 D 99150

UMAT 4

L x W x H (mm): 800 x 1200 x 755
Weight (kg): 160
Drawers L x W x H (mm):
2 = 564 x 572 x 50
2 = 564 x 572 x 100
Load Weight Drawers (kg): 75
Load Capacity (kg): 450

Accessories
TU-QDS F SHELF
TU-QDS F 239I
TU-QDS SHELF PB280